

NOME: \_\_\_\_\_

PROFESSOR \_\_\_\_\_

SÉRIE & TURMA: \_\_\_\_\_

DATA: \_\_\_\_\_

# Pintando as Formas



NOME:

PROFESSOR:

SÉRIE & TURMA:

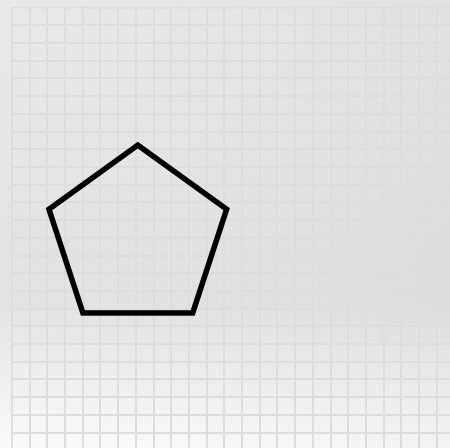

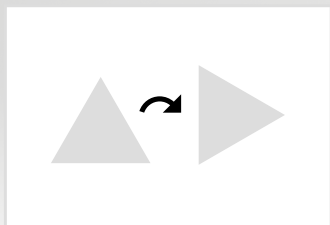
DATA:

# Brincando com Formas

Rotação, reflexão e translação podem parecer complicados, mas a verdade é que essas são apenas maneiras de movimentar formas. Experimente os exercícios abaixo.

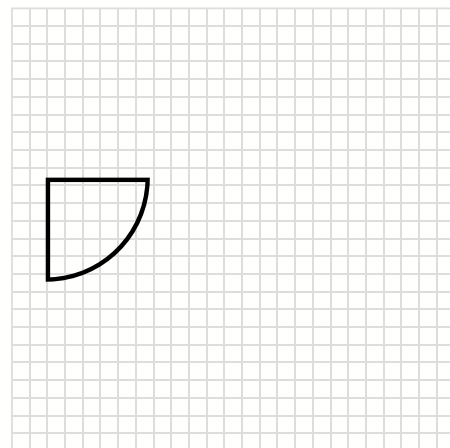
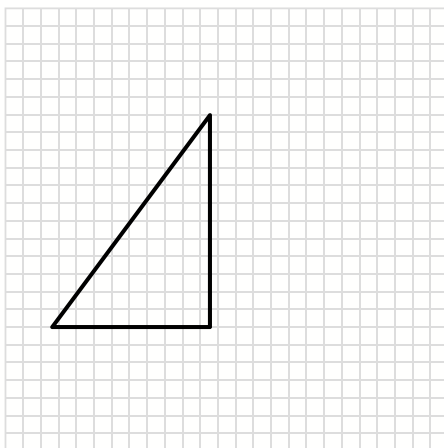

## 01.

Rotação



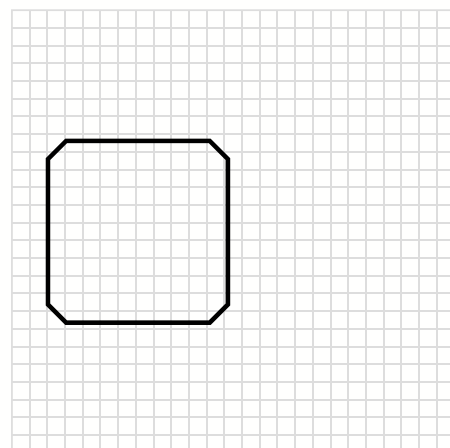
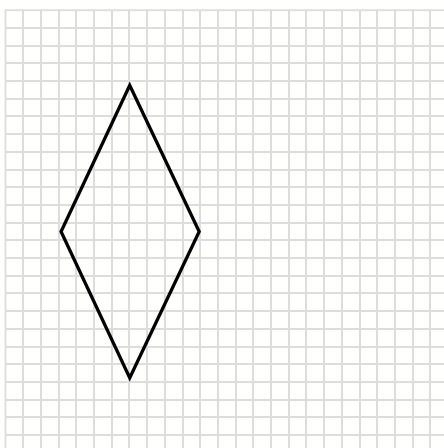
## 02.

Reflexão



## 03.

Translação



Nome \_\_\_\_\_

Professor \_\_\_\_\_

Série & Turma \_\_\_\_\_

Data \_\_\_\_\_


# Brincando com Formas

Rotação, reflexão e translação podem parecer complicados, mas a verdade é que essas são apenas maneiras de movimentar formas. Experimente os exercícios abaixo.


**Rotação**




**Rotação**



**Reflexão**



**Translação**




**Reflexão**




**Reflexão**



**Translação**



**Translação**



**Observações de formas**

Nome






Professor

Turma

Data

# Seleção de Formas

Beto precisa de ajuda para organizar formas planas e formas sólidas. Você pode ajudá-lo? Faça um círculo ao redor das formas 2D e um quadrado ao redor das formas 3D.





Nome: \_\_\_\_\_

Classe: \_\_\_\_\_

Data: \_\_\_\_\_

Nota: \_\_\_\_\_

# JOGO DOS DADOS

## APRENDA A ADICIONAR USANDO DADOS!

Instruções: Adicione os números dos dados e escreva a soma correspondente nas lacunas.

NOME:

PROFESSOR:

SÉRIE & TURMA:

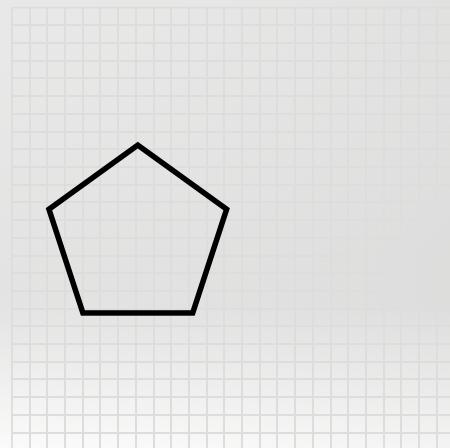

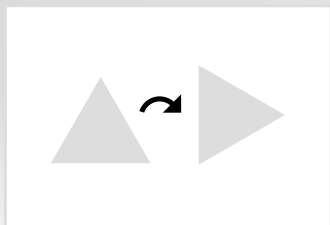
DATA:

# Brincando com Formas

Rotação, reflexão e translação podem parecer complicados, mas a verdade é que essas são apenas maneiras de movimentar formas. Experimente os exercícios abaixo.

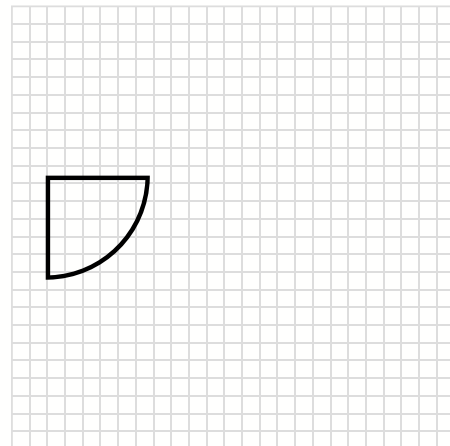
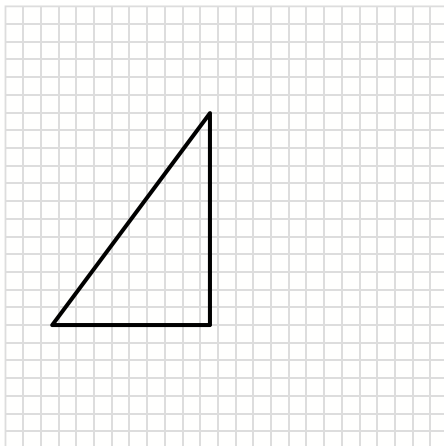

## 01.

Rotação



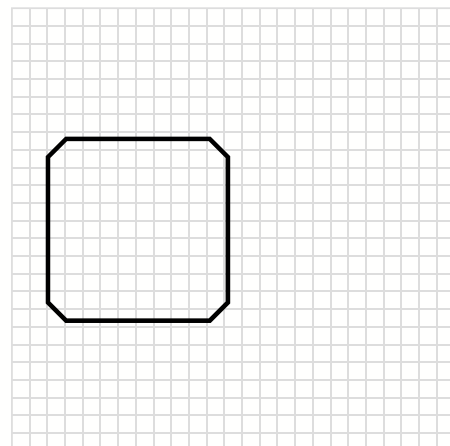
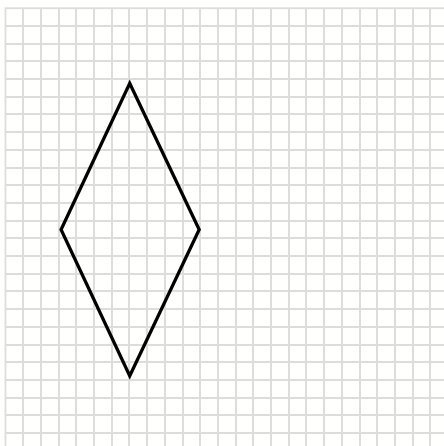
## 02.

Reflexão



## 03.

Translação



# FAZENDO ATIVIDADES

CAN YOU SEE THE HIDDEN SHAPES?

Name:

---

Section:

---

Date:

---

Score:

---

Find the shapes in the picture and color them in based on the guide below.

Triangles = Red

Squares = Yellow

Rectangles = Blue

Rhombus = Green

Circles = Orange

Ovals = Purple

